





CODE | PROGRAMMER
to LEARN | *pour* APPRENDRE



L' TU WI' KATIKNJI' JM KUTEY



MIMAJIKEL

ewe'wmn



lynxcoding.club

With funding from

Canada

TakingITGlobal
INSPIRE INFORM INVOLVE
INSPIRER INFORMER ENGAGER

Kinua'tuksi'kw ta'n tl'tekkitew

Ankaptmu'k ta'n koqoey kina'masultititsu



Kinua'tuksi'kw ta'n tl'tekkitew

Ko'tewa'l wi'katikniji'j ta'n welapukuet

Wla lukwaqn kisi e'wasitew wjit pikwelkl ta'n teliaql: Mothers' Day, Fathers' Day, Earth Day, Mawita'mkl, St. Anne's Day, etc..

Kis liatisnu wi'katikniji'j teluet Wli Ajipuna.



Kina'masultite'wk e'wtaqq Lynx. L'ta'q **lynxcoding.club**.

Kina'masultite'wk na kina'masultitaqq:

- L'tu klusuaqanl Tekst pa'ksl
- Mimajua'tu mkamlamunikk
- E'wmn paskija'tumkewey aja'sin ktik pe'j
- L'tu wtejke'l aqq meteta'qewe'l
- Wi'ke'n kina'matinewey
- Ankua'tu napui'kikn
- Kisi ankua'tisk msitun



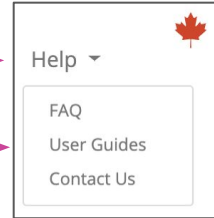
GETTING STARTED

Get a LYNX Account and Understand the Layout



Get a Lynx Account

Details at lynxcoding.club



We suggest:

- teacher gets a **School Administrator Account**
- students get **permanent Individual Accounts**
- teacher creates a **'club'** and invites all students

NO Account

You can try Lynx for free without an account, by clicking on **Create a Lynx Project** on the home page at lynxcoding.club.

FREE TRIAL Account

For full access, register (click **Login/Register** located at the top, right side of the Lynx web page).

INDIVIDUAL Account

Convert your trial account to a permanent individual account before end of trial period.

SCHOOL ADMINISTRATOR Account

Convert your trial account to a School Administrator account before end of trial period.

Accounts are free for Canadians thanks to a subsidy by the Government of Canada.



Se'pewa'tu

Kisi ankua'tisk tett koqoey

Kisi ankaptitisk ta'n koqoey kisasikipnn kiswa pquji lukwate'n piley

Kina'matinewey

Wla napui'kiknl

Ne'a'te'n ta'n koqoey etek e'tasiw pe'j

Tett kisi ila'tisk ta'n teli ksatmn

Ntlukwaqnl

Ewikasik apoqnmastuti tett

Pipanikesi tett

Wla apu'ketumk

Ntlukwaq - page1

Procedures

```

1 ; This is an example of a procedure. Type the
  word DrawSquare in the Command Centre (the
  area below the white Work Area)
2
3 to DrawSquare
4 pendown
5 repeat 4 [
6   forward 100
7   right 90
8 ]
9 end
10

```

Wi'ke'n ko't tett

Wla napui'kiknl

Na tluite'n ktlukwaq

Mikjikj

Wla tett etl lukwen (Pe'j)

Ta'n tett etli elulu

HELP!

Poqji lukutinej aqq piskwita'nej !

Piskwita'nej aqq panta'tunej **Wli Ajipuna** etek Templates Folder.
Wi'te'n aqq se'pewa'tu.



Piskwita'nej IN THE RIGHT PLACE!

Lie ta'n etek Templates Folder

1. **Piskwita'nej.**

2. Lie **Msit lukwaqnl ta'n etekl aqq panta'tu Templates Folder.**



Templates

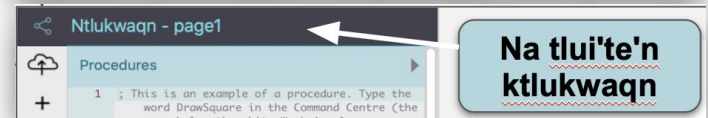
3. **Panta'tu Wli Ajipuna lukwaqan. Paskija'tu aqq kis Pilua'tutisk.**

Napui'kiknn



Panta'tu Wli Ajipuna etekl mawo'tasikewe'l napui'kiknn.
Kisi ankua'tutisk me' ki'lewe'l napui'kiknn !

4. **Na tlui'te'n ktlukwaqn ta'n tel mnueken kutey Wli Ajipuna Tuma**



5. **Se'pewa'tu Paskija'tu tett.**



L'TU WTEJKE'L

E'w mikjikj aqq l'tu wtejke'l



L'TU WTEJKE'L

E'w ilika'l & l'tu_telki'kl & jilpit

1. Paskija'tu **[+]** aqq mkn **Mikjikj** klaman kisi ika'latisk mikjikj pe'jiktuk.

2. Panta'tu Napui'kiknn aqq wsua'te'n napui'kiknn ta'n teken menueken.

3. Paskija'tu napui'kiknn aqq nmiatisk wape'k piljaqn tujiw paskija'tu mikjikj.



4. E'we'n **l'tu_telki'kl** atki'k kisna apje'jk.

Wi'ke'n:

l'tu_telki'kl 55

Wla atki'ka'latal. E'tasiw mikjikj eyk 40 ta'n tujiw poqjjaq.

5. Ta'n etl teplutekemk wi'ke'n:

jilpit

Paskija'tu Enter.

Jilpit wtejke'l

Nike' apaja'l mikjikj ta'n telikip, wi'ke'n:

ilika'l 0



Tekst pa'ksl

L'tu, aja'tu'n, telki'kl, ne'a'te'n, mimkwal, jikla'tu



L'TU TEXT PA'KSL

Na tluite'n tekst Pa'ksm

1. Paskija'tu **[+]** aqq mkn **Tekst pa'ks**.

Piley tekst pa'ks ne'a'te'n pe'jiktuk.

2. Inaqneke'l paskija'tu
[mausiktuk]

3. Wi'ke'n wisun **Tuma**.

4. Paskija'tu
Kisi e'wtisk.




Se'pewa'tu
lukwaqn!

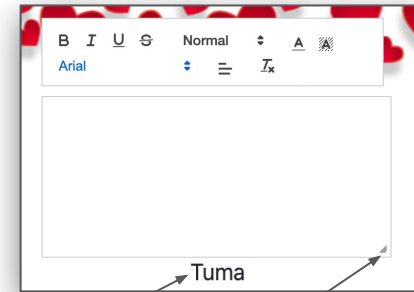
Na tluite'n

Tuma

Ne'a'te'n na teluisik Sapwasamu'k

Nemitumk Apta'qitesk





Aja'tu tekst pa'ks: paskija'tu wisun aqq aja'tu.

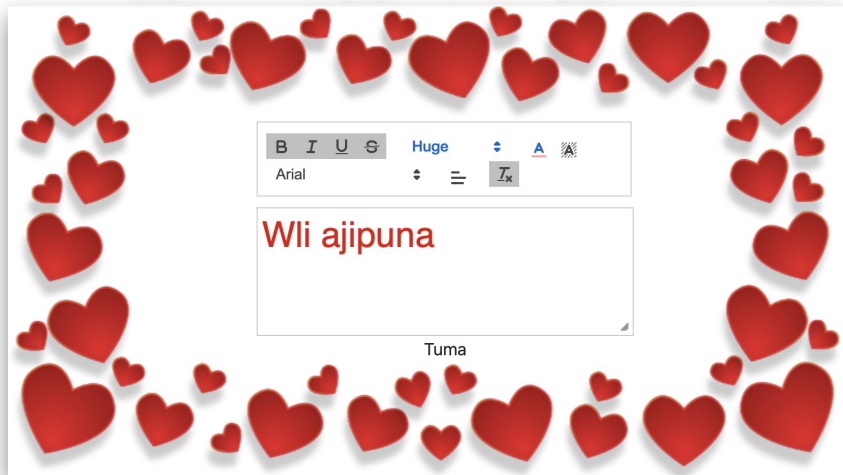
L'tu telki'kl: paskija'tu nesikij'jiktuk pkwe'k inaqneke'l na ne'a'sitew ta'n tujiw maus eyk tekst pa'ksiktuk.

Ta'n tel mnueken: Paskija'te'n Tekst pa'ks — kisna mkne'n tekst — aqq e'we'n ta'n tel mnueken ilum skittuk tekst pa'ks.



Wi'ke'n ta'n ketu' tluen!

Wi'ke'n tekst aqq ta'n tel mnueken



1. Wi'ke'n Wli ajipuna Tekst paksiktuk.

2. Mkne'n ta'n tel mnueken klusuaqani tlaptasital Tekst pa'ksiktuk.



PE'JL

Kisi ankua'lit pe'j. Lie newte' pe'j tujiw app kisi lietisk ktik



ANKUA'TE'N TA'PUEWEY PE'J

...aqq piley wtejke'l

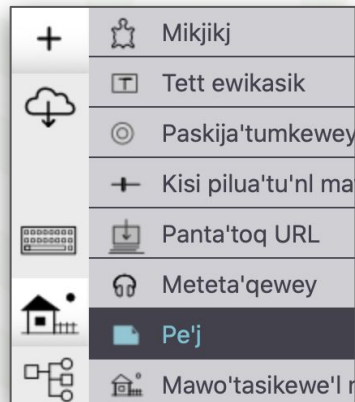
1. Paskija'tu [+] aqq mkn Pe'j.

Piley pe'j teluisik *page2* ne'a'sitew.

2. Paskija'tu [+] aqq mkn Mikjij.

Mikjij ne'a'sitew pe'jiktuk.

3. L'tu wtejke'l (Kutey wi'katiknji'jiktuk 10).



Se'pewa'tu
lukwaqn!

Kinua'tuek: Jikla'tu pe'j
na ilumuek
jikla'tu "page2

..... pe'j teluisik *page2*.



Ta'n tli aja'sitew: lie newte' pe'j tujiw app kisi lietisk ktik (1)

Wi'ke'n ko't

1. Paskija'tu < >klaman kisi lietisk ktik pe'j.

Nike' eymn piluey pe'j.

2. Wi'ke'n page2 ta'n etli ilumuekiktuk.

Nike' eymn piluey page2.

3. Paskija'tu



Wi'ke'n:

wla_na lie_pe'j1
page1
kaqiaq

```
1  wla_na lie_pe'j1
2  page1
3  kaqiaq
```

Kinua'tuekl:

- Ta'n te'sik kina'matinewey amujpa teluisik newte' klusuaqn.
- Kina'matinewey ankuwa'toq piley ilumuek ta'n Lynx nsittew WLA LUKWAQN
- Kina'matinewey poqjiaq ilumuekiktuk:
[wla_na] aqq we'kwa'q ilumuekiktuk:
[kaqiaq] newtutek.

Se'pewa'tu
lukwaqn!



Ta'n tli aja'sitew: lie newte' pe'j tujiw app kisi lietisk ktik (2)

L'tu Paskija'tumkeweyl

1. Paskija'tu **[+]** aqq mkne'n

Paskija'tumkewey.

Nmitutisk Paskija'tumkewey

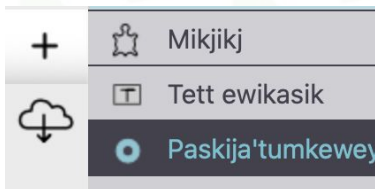
2. Inaqneke'l paskija'tu [mausiktuk]

Paskija'tumkewey.

3. Na tl'wikasitew wi'ke'n: **Lie Pe'j 1**

4. Paskija'tu **Paskija'lij.**

5. Mkne'n **Lie_pe'j1** (Kina'matinewey na teluisik)



Lie Pe'j 1

6. Paskija'tu **Kisi e'wtisk.**

7. L'tu telki'kl: paskija'tu nesikji'jiktuk
pkewe'k inaqneke'l na ne'a'sitew ta'n tujiw
maus eyk Paskija'tumkewey.

8. Aja'tu Paskija'tumkewey ta'n pasik tett.

Mimajua'tu mkamlamunikk & meteta'qewe

Mimajua'tu mkamlamunikk & kisi ankua'tisk meteta'qewe



Mimajua'tu mkamlamunikk!



E'we'n l'tu_telki'kl, iapjiw, aqq skma

Kinua'tuek: Wla na nekmowe'l amujpa e'wmnl: []



Etekl kikjuk wla:

1. Lie Pe'j2.

Paskija'tu [+] aqq mkn **Mikjijkj.**

2. Inaqneke'l paskija'tu [mausiktuk] mikjijk aqq na tlui'te'n ktlukwaqn

mkamlamunikk. Paskija'tu Kisi e'wtisk.

3. Panta'tu **Napui'kikn.**



4. Mikwite'te'n ta'n teken mawkiljaqan wjit mkamlamunikk.

5. Wi'ke'n ta'n tett etli eluluen:

mkamlamunikk, ilika'l 14

(kisna ta'n tel mawkiljemkeweyit)

6. Wi'ke'n ta'n tett etli eluluen:

iapjiw [l'tu_telki'kl 10 skma 4 l'tu_telki'kl 20 skma 4]

Kisi e'wtisk pilue'l mawkiljemkewe'l

Naqa'tuk!



Paskija'tu paskija'tumkewey patatujke'l ta'n tett etli eluluen kisna wi'ke'n naqa'tuk ta'n tett etli eluluen.

Na tlu'te'n

tami_eymn_x_iktuk tami_eymn_11

Paskija'tij

A'sikat'tij

Kinua'tuksin na tla'teketsk

Na tlamuksij na tla'sitow

Nemitumk Apta'qitesk



L'TE'N METETA'QEWEY

Jiksitui!

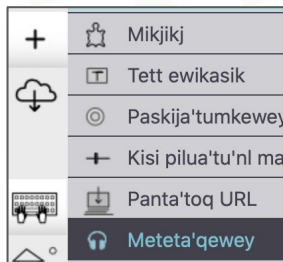
1. Paskija'tu [+] aqq mkne'n
Meteta'qewey.

2. *Wsua'te'n ta'n teken menueken*
.wav (kamputeriktuk).

3. Paskija'tu *L'te'n.*

4. Aja'tu *Meteta'qewey ta'n pasik tett.*

5. *Wi'ke'n ta'n tett etli eluluen:*
poqjiaq [Wli_Ajipuna]



Kinua'tuek: Naqmasiaq wisun e'we'n
.wav meteta'qewey. Ni'newey teluisik
Wli_Ajipuna.

Kinua'tuek: Inaqneke'l paskija'tu
[mausiktuk] mimkwate'n *Wli_Ajipuna*
meteta'qewey aqq mna'te'n *Nemitumk.*

Apaji ne'a'te'n: Lie ta'n tett ktlukwaqanl etli
mawo'tasikl. *Wsua'te'n ta'n teken menueken*
Wli_Ajipuna aqq paskija'tu Pilua'tu.



Pitkmate'n *Nemitumk.*

Se'pewa'tu
lukwaqn!



Kina'matinewey & napui'kiknn

Wi'ke'n ki'l ko'tm



WI'KE'N KINA'MATINEWEY

Ko'tewa'tu!

Se'pewa'tu
lukwaqn!

1. Paskija'tu Kina'matinewey.



2. Wi'ke'n:

wla_na Tuma

page2

mkamlamunikk, iapjiw [l'tu_telki'kl 10 skma 4
l'tu_telki'kl 20 skma 4]

poqjiaq [Wli_Ajipuna]

kaqiaq

3. Wi'ke'n *Tuma* ta'n tett etli elulu'en kiswa l'te'n paskija'tumkewey na tl'wikasitew "Paskija'li" aqq wsua'te'n ta'n teken menueken kutey *Tuma Paskija'lijiktuk*.

```
5  wla_na Tuma
6  page2
7  mkamlamunikk, iapjiw [l'tu_telki'kl 10
   skma 4 l'tu_telki'kl 20 skma 4]
8  poqjiaq [Wli_Ajipuna]
9  kaqiaq
```

Kinua'tuek:

- Wi'ke'n *page2* lie Pe'j 2.
- • Wi'ke'n *mkamlamunikk*, kesk mna'q *iapjiw* kina'matinewey klul mkamlamunikk mikjijj!!

OH YEAAH!
KISI WI'KMNEK
KO'TEK! :)



ANKUA'TU'N MSITUN! (ELUKWEK pasik Aklasio'wiktuk)

Li ta'n tellmnueken e'wmn teluet

1. Lie Pe'j 1.

2. Wi'ke'n **teluet Tuma** ta'n tett etli eluluén.

Wla etikl ta'n etekl tekst pa'ks "Tuma"

Kina'matinewey

- 1 wla_na kite'n
- 2 page1
- 3 teluet Tuma
- 4 kaqiaq

This uses the computer system voices.

If you are on a Macintosh, you can go to System Preferences, click Accessibility and choose Speech. You will see the voices available to you there.

**Se'pewa'tu
lukwaqn!**



NAPUI'KIKNN (optional)

ANKUA'TU'N napui'kiknn wi'katiknji'jmk

1. Napui'ke'n napui'kiknn (photo).

Paskija'tu Command-C (Mac-iktuk), kisna Ctrl-C (Windows/ Chromebook-iktuk).

2. Paskija'tu aqq panta'tu Napui'kiknn

3. Paskija'tu sikue'k pa'ks aqq nmitutisk [+].

4. Ika'te'n napui'kiknn pa'ksiktuk.

Paskija'tu Command-V (Mac-iktuk), kisna Ctrl-V (Windows/ Chromebook-iktuk).

Newte' mkne'n wla tapu'kl
ta'n kisi ewtisk



Ankua'tu napui'kiknn

URL

Wsua'te'n ta'n teken menueken

KISNA, e'we'n Tuma napui'kiknn!

1. Paskija'tu aqq panta'tu Napui'kiknn.

2. Paskija'tu sikue'k pa'ks aqq paskija'tu [+].

3. Paskija'tu **Wsua'te'n ta'n teken menueken** aqq we'jitutisk napui'kiknn komputeriktuk.

4. Paskija'tu **L'te'n**.



Wla apu'ketumk

L'kitmu kitapk!

1. Paskija'tu **Wla apu'ketumk**.



2. Paskija'tu **L'te'n**.

3. **URL l'tasitew tett.**

4. Paskija'tu **Napui'ke'n URL** aqq l'kitmu kitapk kisna nuji-kina'muet.

5. Ankuwa'te'n weltek napui'kikn klaman ktu nmitutaqq mimajuinu'k

6. Asite'tmatisk ktikik pilua'tunew ktlukwaqn? Ta'n teken tumk eltasikip siaw tetew!



The screenshot shows the 'Wla apu'ketumk' interface. At the top, there is a search bar with the text 'Mkne'n ta'n teken menuek in' and a button labeled 'Lukwaqn ta'n teltek'. Below the search bar, there is a text input field containing the URL 'https://www.kisna-nuji-kina-muet.com'. Below the URL field, there are four buttons: 'Napui'ke'n URL', 'Email', 'Twitter', and 'Facebook'. At the bottom, there is a button labeled 'Napui'ke'n ko't'. The interface also displays an iframe with the following code:

```
<iframe width="800" height="450" src="https://www.kisna-nuji-kina-muet.com" />
```



LYNXE'L ELULUEMKWE'L KLUSUAQNN E'WASIKL WLA

LUKWAQANIKTUK

say	teluet	<p>TELUET klusuaqan_kisna_sinuiwikasikl Kite'n ta'n teluek (*). Kaqi'skw e'wasik sayas, voices.</p> <p>teluet "Hello teluet [Hello everybody] *only works in English and French</p>
setsize	l'tu_telki'kl	<p>L'TU_TELKI'KL mawkiljemkewey Tel'ki'ka'latl mikjikjl. Kaqi'skw e'wasik talki'k, kepaqsi_mkne'n, l'tu_telamu'k.</p> <p>l'tu_telki'kl 15</p>
stamp	jilpit	<p>JILPIT Jilpit wla tett etl lukwen.</p> <p>app_tla'teke' 10 [jilpit nikana'si 40]</p>
setshape	ilika'l	<p>ILIKA'L na_telikk_wisun_kisna_mawkiljemkewey ILIKA'L sinuiwikasikl_wisunn_kisna_mawkiljemkewe'l Na teliatl mikjikjl, kisna ktik koqoey ta'n nikana'sitew kisna sata'sitew. Kaqi'skw e'wasik nikana'si, sata'si, skma, la'kwa'si.</p> <p>ilika'l 1 ilika'l "mia'wj ilika'l [1 2 3] ilika'l [mia'wj1 mia'wj2 mia'wj3]</p>

remove	jikla'tu	<p>JIKLA'TU ta'h_koqoey_na_teluisik JIKLA'TU pe'j_na_teluisik Ejikla'toq.</p> <p>jikla'tu "t1</p>
forever	iapjiw	<p>IAPJIW klusuaqan_kisna_sinuiwikasikl_ta'n_tl-lukwetisk iapjiw siaw tla'teket. Kaqi'skw e'wasik mna'qite'e'n, naqa'tuk.</p> <p>t2, iapjiw [nikana'si 1 inaqneke'l 2]</p>
wait	skma	<p>SKMA mawkiljemkewey Amujpa eskman. Kaqi'skw e'wasik nikana'si, sata'si, inaqneke'l, patatujke'l, app_tla'teke'.</p> <p>iapjiw [l'tu_telki'kl 40 skma 2 l'tu_telki'kl 20 skma 2]</p>
launch	poqjiaq	<p>POQJIAQ klusuaqan_kisna_sinuiwikasikl_ta'n_tl-lukwetisk Poqjiaq nike'.</p> <p>poqjiaq [wela'liek]</p>
to	wla_na	Kina'matinewey poqjiaq ilumuekiktuk [wla_na] newtutek
end	kaqiaq	Kina'matinewey we'kwa'q ilumuekiktuk [kaqiaq] newtutek

CODEtoLEARN

Credits

Nikan wi'kiket..... Peter Skillen
Apoqnmuepnik..... Michael Quinn
Brenda Sherry, Elena Yakovleva
Translator... Kenny Prosper / Doris Googoo



Create an Interactive Greeting Card by [Code To Learn](#) is licensed under a [Creative Commons Attribution-NonCommercial-ShareAlike 4.0 International License](#).

Partners



A program of



With funding from

